

(1) (a) Statement showing Shareholding Pattern

Name of the Company

: Elcid Investments Limited


Scrip Code

: 3681

Quarter ended : March 31, 2013

Category Code	Category of shareholder	Number of shareholders	Total number of shares	Number of shares held in dematerialized form	Total shareholding as a percentage of total number of shares		Shares Pledged or otherwise encumbered	
					As a percentage of (A+B) ¹	As a percentage of (A+B+C) ¹	Number of shares	As a percentage (ix) = (viii)/(iv)*100
(i)	(ii)	(iii)	(iv)	(v)	(vi)	(vii)	(viii)	(ix)
(A)	Shareholding of Promoter and Promoter Group ²							
(1)	Indian							
(a)	Individuals/Hindu Undivided Family	8	159250	Nil	79.625	79.625	Nil	Nil
(b)	Central government/State Government(s)	Nil	Nil	Nil	Nil	Nil	Nil	Nil
(c)	Bodies Corporate	Nil	Nil	Nil	Nil	Nil	Nil	Nil
(d)	Financial Institutions/Banks	Nil	Nil	Nil	Nil	Nil	Nil	Nil
(e)	Any Other (specify)	Nil	Nil	Nil	Nil	Nil	Nil	Nil
	Sub-Total (A (1))	8	159250	Nil	79.625	79.625	Nil	Nil
(2)	Foreign							
(a)	Individuals (Non-Resident Individuals/Foreign Individuals)	Nil	Nil	Nil	Nil	Nil	Nil	Nil
(b)	Bodies Corporate	Nil	Nil	Nil	Nil	Nil	Nil	Nil
(c)	Institutions	Nil	Nil	Nil	Nil	Nil	Nil	Nil
(d)	Any Other (specify)	Nil	Nil	Nil	Nil	Nil	Nil	Nil
	Sub-Total (A (2))	Nil	Nil	Nil	Nil	Nil	Nil	Nil
	Total Shareholding of Promoter and Promoter Group (A)=(A)(1)+(A)(2)	8	159250	Nil	79.625	79.625	Nil	Nil

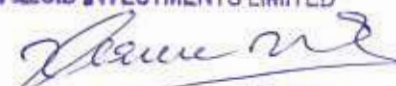
For ELCID INVESTMENTS LIMITED



DIRECTOR

Category Code	Category of shareholder	Number of share-holders	Total number of shares	Number of shares held in dematerialized form	Total shareholding as a percentage of total number of shares		Shares Pledged or otherwise encumbered	
					As a percentage of (A+B) ¹	As a percentage of (A+B+C) ¹	Number of shares	As a percentage
(i)	(ii)	(iii)	(iv)	(v)	(vi)	(vii)	(viii)	(ix)= (viii)/(iv)*100
(B)	Public Shareholding ³						NA	NA
(1)	Institutions						NA	NA
	(a) Mutual Funds/UTI	Nil	Nil	Nil	Nil	Nil	Nil	Nil
	(b) Financial Institutions/Banks	Nil	Nil	Nil	Nil	Nil	Nil	Nil
	(c) Central Government/State Government(s)	Nil	Nil	Nil	Nil	Nil	Nil	Nil
	(d) Venture Capital Funds	Nil	Nil	Nil	Nil	Nil	Nil	Nil
	(e) Insurance Companies	Nil	Nil	Nil	Nil	Nil	Nil	Nil
	(f) Foreign Institutional Investors	Nil	Nil	Nil	Nil	Nil	Nil	Nil
	(g) Foreign Venture Capital Investors	Nil	Nil	Nil	Nil	Nil	Nil	Nil
	(h) Any Other (specify)	Nil	Nil	Nil	Nil	Nil	Nil	Nil
	Sub-Total (B)(1)	Nil	Nil	Nil	Nil	Nil	Nil	Nil
(2)	Non-Institutions							
	(a) Bodies Corporate	3	550	Nil	0.275	0.275	Nil	Nil
	(b) Individuals							
	i). Individual shareholders holding nominal share capital upto Rs.1 lakh	228	24200	Nil	12.100	12.100	Nil	Nil
	ii). Individual shareholders holding nominal share capital in excess of Rs.1 lakh	1	16000	Nil	8.000	8.000	Nil	Nil
	(c) Any Other (specify)	Nil	Nil	Nil	Nil	Nil	Nil	Nil
	Sub-Total (B)(2)	232	40750	Nil	20.375	20.375	Nil	Nil
	Total Public shareholding (B)=(B)(1)+(B)(2)	232	40750	Nil	20.375	20.375	Nil	Nil
	Total (A)+(B)	240	200000	Nil	100.000	100.000	Nil	Nil
(C)	Shares held by Custodians and against which Depository Receipts have been issued	Nil	Nil	Nil	Nil	Nil	Nil	Nil
	GRAND TOTAL (A)+(B)+(C)	240	200000	Nil	100.000	100.000	Nil	Nil


For ELCID INVESTMENTS LIMITED


DIRECTOR

Category Code	Category of shareholder	Number of shareholders	Total number of shares	Number of shares held in dematerialized form	Total shareholding as a percentage of total number of shares		Shares Pledged or otherwise encumbered	
					As a percentage of (A+B) ¹	As a percentage of (A+B+C) ¹	Number of shares	As a percentage
(i)	(ii)	(iii)	(iv)	(v)	(vi)	(vii)	(viii)	(ix)= (viii)/(iv)*100

NA - Not Applicable

For ELCID INVESTMENTS LIMITED



DIRECTOR

(1)(a) STATEMENT SHOWING SHAREHOLDING PATTERN IN CLAUSE-35

NAME OF THE COMPANY : Elcid Investments Ltd			
SCRIP CODE : 3681		Name of the Scrip :	
Class of Security:			
QUARTER ENDED:	31-Mar-13		
Partly paid-up shares	No of Partly paidup shares	As a % of total no. of partly paid-up shares	As a % of total no. of shares of the Company.
Held by promoter/promoter group	Nil	Nil	Nil
Held by Public	Nil	Nil	Nil
Total:	Nil	Nil	Nil
Outstanding convertible securities:	No. of outstanding securities	As a % of total no. of outstanding convertible securities.	As a % of total no. of shares of the Company assuming full conversion of the convertible securities
Held by promoter/promoter group	Nil	Nil	Nil
Held by Public	Nil	Nil	Nil
Total:	Nil	Nil	Nil
Warrants:	No. of warrants	As a % of total no. of warrants	As a % of total no. of shares of the Company, assuming full conversion of warrants
Held by promoter/promoter group	Nil	Nil	Nil
Held by Public	Nil	Nil	Nil
Total:	Nil	Nil	Nil
Total paid-up capital of the Company, assuming full conversion of warrants and convertible securities	2,00,000 equity shares of Rs.10/- each = Rs. 20 Lacs		79.625

For ELCID INVESTMENTS LIMITED



DIRECTOR

Name of the Company

: Elcid Investments Limited

Scrip : 3681

Quarter ended :

March 31, 2013

Code

(1) (b) Statement showing Shareholding of persons belonging to the Category "Promoter and Promoter Group"

Sr. No.	Name of the Shareholder	Total shares held		Shares pledged or otherwise encumbered		
		Number	As a percentage of Grand Total (A)+(B)+(C)	Number	As a percentage	As a percentage of Grand Total (A+B+C) of sub-clause (I)(a)
(i)	(ii)	(iii)	(iv)	(v)	(vi)= (v)/(iii)*100	(vii)
01	AMAR A VAKIL	73550	36.775	0	0	0
02	ASHA A GUJARATHI	6200	3.100	0	0	0
03	DIPIKA A VAKIL	30300	15.150	0	0	0
04	ABHAY A VAKIL (A I VAKIL TRUST)	1600	0.800	0	0	0
05	ABHAY A VAKIL (VEENABEN ESTATE)	3100	1.550	0	0	0
06	AMAR A VAKIL (ASHA VAKIL TRUST)	2600	1.300	0	0	0
07	ABHAY A VAKIL	2150	1.075	0	0	0
08	AMRITA A VAKIL	12150	6.075	0	0	0
09	VARUN A VAKIL	27550	13.775	0	0	0
10	NEHAL A VAKIL	50	0.025	0	0	0
	Total	159250	79.625	0	0	0

For ELCID INVESTMENTS LIMITED




DIRECTOR

(I)(d) Statement showing details of locked-in share

Sr. No.	Name of the shareholder	Number of locked-in shares	Locked-in shares as a percentage of total number of shares {i.e., Grand Total (A)+(B)+(C) indicated in Statement at para (I)(a) above}
		NIL	
TOTAL			

For ELCID INVESTMENTS LIMITED

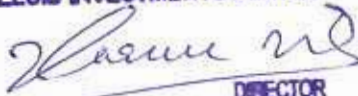


DIRECTOR

(II)(a) Statement showing details of Depository Receipts (DRs).

Sr. No.	Type of outstanding DR (ADRs, GDRs, SDRs, etc.)	Number of outstanding DRs	Number of shares underlying outstanding DRs	Shares underlying outstanding DRs as a percentage of total number of shares [i.e., Grand Total (A)+(B)+(C) indicated in Statement at para (I)(a) above]
		0	0	
TOTAL		0	0	

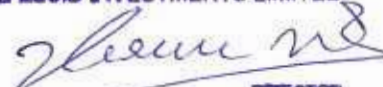
For ELCID INVESTMENTS LIMITED


DIRECTOR

(II)(b) Statement showing holding of Depository Receipts (DRs), where underlying shares held by "promoter/promoter group" are in excess of 1% of the total number of shares

Sr. No.	Name of the DR Holder	Type of outstanding DR (ADRs, GDRs, SDRs, etc.)	Number of shares underlying outstanding DRs	Shares underlying outstanding DRs as a percentage of total number of shares (i.e., Grand Total (A)+(B)+(C) indicated in Statement at para (I)(a) above)
	Nil	0	0	0.00
TOTAL				

For ELCID INVESTMENTS LIMITED


DIRECTOR

(I)(c)(ii) Statement showing holding of securities (including shares, warrants, convertible securities) of persons (together with PAC) belonging to the category "Public" and holding more than 5% of the total number of shares of the company

Sr. No.	Name(s) of the shareholder(s) and the Persons Acting in Concert (PAC) with them	Number of shares	Shares as a percentage of total number of shares (i.e., Grand Total	Details of warrants		Details of convertible securities		Total shares (including underlying shares assuming full
				Number of warrants	As a % total number of warrants of	Number of convertible securities	% w.r.t total number of	
1	NADIR J VAKIL	16000	8.00	0	0	0	0	0
TOTAL		16000	8.00	0	0	0	0	0

For ELCID INVESTMENTS LIMITED


DIRECTOR