

Introductory sub-table (I)(a)

Name of the Company: ELCID INVESTMENTS LIMITED			
Scrip Code, Name of the scrip, class of security: 503681, ELCIDIN, EQUITY			
Quarter ended: MARCH 2015			
Partly paid-up shares:-	As a % of total no. of partly paid-up shares		As a % of total no. of shares of the company
	No. of partly paid-up shares		
Held by promoter/promoter group	0		0
Held by public	0		0
Total	0		0
Outstanding convertible securities:- No. of outstanding securities	As a % of total no. of outstanding convertible securities		As a % of total no. of shares of the company, assuming full conversion of the convertible securities
	No. of outstanding securities		
Held by promoter/promoter group	0		0
Held by public	0		0
Total	0		0
Warrants:-	As a % of total no. of warrants		As a % of total no. of shares of the company, assuming full conversion of warrants
	No. of warrants		
Held by promoter/promoter group	0		0
Held by public	0		0
Total	0		0
Total paid-up capital of the company, assuming full conversion of warrants and convertible securities		200000	

For ELCID INVESTMENTS LIMITED


DIRECTOR

Statement Showing Shareholding Pattern

Category code	Category of Shareholder	Table (I)(a)					Total shareholding as a percentage of total number of shares			Shares Pledged or otherwise encumbered
		Number of Shareholders	Total number of shares	Number of shares held in dematerialized form	As a percentage of (A+B) ¹	As a percentage of (A+B+C)	Number of shares	As a percentage		
								(VI)	(VII)	
(1)	(II)	(III)	(IV)	(V)	(VI)	(VII)	(VIII)	(IX)		
(A)	Shareholding of Promoter and Promoter Group¹									
1	Indian									
(a)	Individuals/ Hindu Undivided Family	5	149750	0	74.88	74.88	0	0.00	0.00	
(b)	Central Government/ State Government(s)	0	0	0	0.00	0.00	0	0.00	0.00	
(c)	Bodies Corporate	0	0	0	0.00	0.00	0	0.00	0.00	
(d)	Financial Institutions/ Banks	0	0	0	0.00	0.00	0	0.00	0.00	
(e)	Any Others(Specify)	0	0	0	0.00	0.00	0	0.00	0.00	
	Sub Total(A)(1)	5	149750	0	74.88	74.88	0	0.00	0.00	
2	Foreign									
a	Individuals (Non-Residents Individuals/ Foreign Individuals)	0	0	0	0.00	0.00	0	0.00	0.00	
b	Bodies Corporate	0	0	0	0.00	0.00	0	0.00	0.00	
c	Institutions	0	0	0	0.00	0.00	0	0.00	0.00	
d	Qualified Foreign Investor	0	0	0	0.00	0.00	0	0.00	0.00	
e	Any Others(Specify)	0	0	0	0.00	0.00	0	0.00	0.00	

For ELCID INVESTMENTS LIMITED

[Signature]
DIRECTOR

Statement Showing Shareholding Pattern

Category code	Category of Shareholder	Table (I)(a)				Total shareholding as a percentage of total number of shares		Shares Pledged or otherwise encumbered
		Number of Shareholders	Total number of shares	Number of shares held in dematerialized form	As a percentage of (A+B) ¹ of (A+B+C)			
					(VI)	(VII)	Number of shares	
(I)	(II)	(III)	(IV)	(V)	(VI)	(VII)	(VIII)	(IX) = (VIII)/(IV)*100
			0	0	0	0.00	0	0.00
	Sub Total(A)(2)							
	Total Shareholding of Promoter and Promoter Group (A) = (A)(I)+(A)(2)	5	149750	0	74.88	74.88	0	0.00
(B)	Public shareholding²							
I	Institutions							
(a)	Mutual Funds/ UTI	0	0	0	0.00	0.00	0	0.00
(b)	Financial Institutions / Banks	0	0	0	0.00	0.00	0	0.00
(c)	Central Government/ State Government(s)							
(d)	Venture Capital Funds	0	0	0	0.00	0.00	0	0.00
(e)	Insurance Companies	0	0	0	0.00	0.00	0	0.00
(f)	Foreign Institutional Investors	0	0	0	0.00	0.00	0	0.00
(g)	Foreign Venture Capital Investors	0	0	0	0.00	0.00	0	0.00
(h)	Qualified Foreign Investor	0	0	0	0.00	0.00	0	0.00
(i)	Any Other (specify)	0	0	0	0.00	0.00	0	0.00


For ELCID INVESTMENTS LIMITED

[Signature]
DIRECTOR


Statement Showing Shareholding Pattern

Category code	Category of Shareholder	Table (I)(a)					Total shareholding as a percentage of total number of shares		Shares Pledged or otherwise encumbered
		Number of Shareholders	Total number of shares	Number of shares held in dematerialized form	As a percentage of (A+B) ¹		Number of shares	As a percentage	
					(VI)	(VII)			
(I)	(II)	(III)	(IV)	(V)	(VI)	(VII)	(VIII)	(IX) = (VIII)/(IV)*100	
	Sub-Total (B)(1)	0	0	0	0.00	0.00	0	0.00	
B 2	Non-institutions								
(a)	Bodies Corporate	13	8700	0	4.35	4.35	0	0.00	
(b)	Individuals	0	0	0	0.00	0.00	0	0.00	
	Individuals -i. Individual shareholders holding nominal share capital up to Rs 1 lakh	244	25550	0	12.78	12.78	0	0.00	
II	ii. Individual shareholders holding nominal share capital in excess of Rs. 1 lakh.	1	16000	0	8.00	8.00	0	0.00	
(c)	Qualified Foreign Investor	0	0	0	0.00	0.00	0	0.00	
(d)	Any Other (specify)	0	0	0	0.00	0.00	0	0.00	
	Sub-Total (B)(2)	258	50250	0	25.13	25.13	0	0.00	
(B)	Total Public Shareholding (B)= (B)(1)+(B)(2)	258	50250	0	25.13	25.13	0	0.00	

For ELCID INVESTMENTS LIMITED


DIRECTOR

Sr.No	Notes
1	Excludes 50 shares out of shares sold by Promoters in OFS which are not yet lodged for transfer by the transferee to the company
2	Includes 50 shares out of shares sold by Promoters in OFS which are not yet lodged for transfer by the transferee to the company
3	
4	
5	
6	
7	
8	
9	

For ELCID INVESTMENTS LIMITED

 DIRECTOR

(1)(b) Statement showing holding of securities (including shares, warrants, convertible securities) of persons belonging to the category "Promoter and Promoter Group"

Sr. No.	Name of the shareholder	Details of Shares held		Encumbered shares (*)		Details of warrants		Details of convertible securities		Total shares (including underlying shares assuming full conversion of warrants and convertible securities) as a % of diluted share capital
		Number of shares held	As a % of grand total (A) + (B) + (C)	No.	As a percentage (V) = (V)/(III) * 100	As a % of grand total (A)+(B)+(C) of sub-clause (I)(a)	Number of warrants held	As a % total number of warrants of the same class	Number of convertible securities held	
	(II)	(III)	(IV)	(V)	(VI) = (V)/(III) * 100	(VII)	(VIII)	(IX)	(X)	(XI)
1	AMAR A VAKIL ¹	64750	32.38	0	0.00	0.00	0	0	0	32.38
2	AMAR A VAKIL, KARTA - AMAR VAKIL HUF	15000	7.50	0	0.00	0.00	0	0	0	7.50
3	DIPIKA A VAKIL	30300	15.15	0	0.00	0.00	0	0	0	15.15
4	AMRITA A VAKIL	12150	6.08	0	0.00	0.00	0	0	0	6.08
5	VARUN A VAKIL	27550	13.78	0	0.00	0.00	0	0	0	13.78
	TOTAL	149750	74.88	0	0.00	0.00	0	0	0	74.88

1 - Excludes 50 shares out of shares sold by Promoters in OFS which are not yet lodged for transfer by the transferee to the company

(*) The term "encumbrance" has the same meaning as assigned to it in regulation 28(3) of the SAST Regulations, 2011

For ELCID INVESTMENTS LIMITED


DIRECTOR

(D)(d) Statement showing details of locked-in shares

Sr. No.	Name of the shareholder	Number of locked-in shares	Locked-in shares as a percentage of total number of shares {i.e., Grand Total (A)+(B)+(C) indicated in Statement at para (D)(a) above}
1			
2			
3			
4			
5	NIL	NIL	NIL
6			
7			
8			
9			
TOTAL		0	0.00

For ELCID INVESTMENTS LIMITED



DIRECTOR

(II)(a) Statement showing details of Depository Receipts (DRs)

Sr. No.	Type of outstanding DR (ADRs, GDRs, SDRs, etc.)	Number of outstanding DRs	Number of shares underlying outstanding DRs	Shares underlying outstanding DRs as a percentage of total number of shares {i.e., Grand Total (A)+(B)+(C) indicated in Statement at para (D)(a) above}
1				
2				
3				
4				
5	NIL	NIL	NIL	NIL
6				
7				
8				
9				
TOTAL		0	0	0.00

For ELCID INVESTMENTS LIMITED




DIRECTOR

(II)(b) Statement showing holding of Depository Receipts (DRs), where underlying shares held by "promoter/promoter group" are in excess of 1% of the total number of shares

Sr. No.	Name of the DR Holder	Type of outstanding DR (ADRs, GDRs, SDRs, etc.)	Number of shares underlying outstanding DRs	Shares underlying outstanding DRs as a percentage of total number of shares (i.e., Grand Total (A)+(B)+(C) indicated in Statement at para (I)(a) above)
1				
2				
3				
4				
5	NIL	NIL	NIL	NIL
6				
7				
8				
9				
TOTAL			0	0.00

For ELCID INVESTMENTS LIMITED


--- DIRECTOR