

(1) (a) Statement showing Shareholding Pattern


Name of the Company : Elcid Investments Limited

Scrip Code : 503681

Quarter ended : September 30, 2013

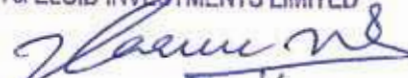
Category Code	Category of shareholder	Number of shareholders	Total number of shares	Number of shares held in dematerialized form	Total shareholding as a percentage of total number of shares		Shares Pledged or otherwise encumbered	
					As a percentage of (A+B) ¹	As a percentage of (A+B+C) ¹	Number of shares	As a percentage
(i)	(ii)	(iii)	(iv)	(v)	(vi)	(vii)	(viii)	(ix)= (viii)/(iv)*100
(A)	Shareholding of Promoter and Promoter Group ¹							
(1)	Indian							
(a)	Individuals/Hindu Undivided Family *	8	149750	Nil	74.875	74.875	Nil	Nil
(b)	Central govt/State Government(s)	Nil	Nil	Nil	Nil	Nil	Nil	Nil
(c)	Bodies Corporate	Nil	Nil	Nil	Nil	Nil	Nil	Nil
(d)	Financial Institutions/Banks	Nil	Nil	Nil	Nil	Nil	Nil	Nil
(e)	Any Other (specify)	Nil	Nil	Nil	Nil	Nil	Nil	Nil
	Sub-Total (A)(1)	8	149750	Nil	74.875	74.875	Nil	Nil
(2)	Foreign							
(a)	Individuals (Non-Resident Individuals/Foreign Individual)	Nil	Nil	Nil	Nil	Nil	Nil	Nil
(b)	Bodies Corporate	Nil	Nil	Nil	Nil	Nil	Nil	Nil
(c)	Institutions	Nil	Nil	Nil	Nil	Nil	Nil	Nil
(d)	Any Other (specify)	Nil	Nil	Nil	Nil	Nil	Nil	Nil
	Sub-Total (A)(2)	Nil	Nil	Nil	Nil	Nil	Nil	Nil
	Total Shareholding of Promoter and Promoter Group (A)=(A)(1)+(A)(2)	8	149750	Nil	74.875	74.875	Nil	Nil

For ELCID INVESTMENTS LIMITED


DIRECTOR

Category Code	Category of shareholder	Number of shareholders	Total number of shares	Number of shares held in dematerialized form	Total shareholding as a percentage of total number of shares		Shares Pledged or otherwise encumbered	
					As a percentage of (A+B) ¹	As a percentage of (A+B+C) ¹	Number of shares	As a percentage
(i)	(ii)	(iii)	(iv)	(v)	(vi)	(vii)	(viii)	(ix)= (viii)/(iv)*100
(B)	Public Shareholding ²						NA	NA
(1)	Institutions						NA	NA
(a)	Mutual Funds/UTI	Nil	Nil	Nil	Nil	Nil	Nil	Nil
(b)	Finance Institutions/Banks	Nil	Nil	Nil	Nil	Nil	Nil	Nil
(c)	Central Government/State Government(s)	Nil	Nil	Nil	Nil	Nil	Nil	Nil
(d)	Venture Capital Funds	Nil	Nil	Nil	Nil	Nil	Nil	Nil
(e)	Insurance Companies	Nil	Nil	Nil	Nil	Nil	Nil	Nil
(f)	Foreign Institutional Investors	Nil	Nil	Nil	Nil	Nil	Nil	Nil
(g)	Foreign Venture Capital Investors	Nil	Nil	Nil	Nil	Nil	Nil	Nil
(h)	Any Other (specify)	Nil	Nil	Nil	Nil	Nil	Nil	Nil
	Sub-Total (B)(1)	Nil	Nil	Nil	Nil	Nil	Nil	Nil
(2)	Non-Institutions							
(a)	Bodies Corporate	13	8800	Nil	4.400	4.400	Nil	Nil
(b)	Individuals							
	i). Individual shareholders holding nominal share capital upto Rs.1 lakh **	243	25450	Nil	12.725	12.725	Nil	Nil
	ii). Individual shareholders holding nominal share capital in excess of Rs.1 lakh	1	16000	Nil	8.000	8.000	Nil	Nil
(c)	Any Other (specify)	Nil	Nil	Nil	Nil	Nil	Nil	Nil
	Sub-Total (B)(2)	257	50250	Nil	25.125	25.125	Nil	Nil
	Total Public shareholding (B)=(B)(1)+(B)(2)	257	50250	Nil	25.125	25.125	Nil	Nil
	Total (A)+(B)	265	200000	Nil	100.000	100.000	Nil	Nil
(C)	Shares held by Custodians and against which Depository Receipts have been issued	Nil	Nil	Nil	Nil	Nil	Nil	Nil
	GRAND TOTAL (A)+(B)+(C)	256	200000	Nil	100.000	100.000	Nil	Nil

For ELCID INVESTMENTS LIMITED


DIRECTOR

Category Code	Category of shareholder	Number of share-holders	Total number of shares	Number of shares held in dematerialized form	Total shareholding as a percentage of total number of shares		Shares Pledged or otherwise encumbered	
					As a percentage of (A+B) ¹	As a percentage of (A+B+C) ¹	Number of shares	As a percentage
(i)	(ii)	(iii)	(iv)	(v)	(vi)	(vii)	(viii)	(ix)= (viii)/(iv)*100

NA - Not Applicable

* - Excludes 250 shares out of shares sold by Promoters in OFS which are not yet lodged for transfer by the transferee to the company

** - Includes 250 shares out of shares sold by Promoters in OFS which are not yet lodged for transfer by the transferee to the company

For ELCID INVESTMENTS LIMITED

 DIRECTOR

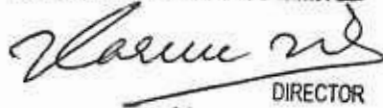
Category Code	Category of shareholder	Number of share-holders	Total number of shares	Number of shares held in dematerialized form	Total shareholding as a percentage of total number of shares		Shares Pledged or otherwise encumbered	
					As a percentage of (A+B) ¹	As a percentage of (A+B+C) ¹	Number of shares	As a percentage
(i)	(ii)	(iii)	(iv)	(v)	(vi)	(vii)	(viii)	(ix)= (viii)/(iv)*100

NA - Not Applicable

* - Excludes 250 shares out of shares sold by Promoters in OFS which are not yet lodged for transfer by the transferee to the company

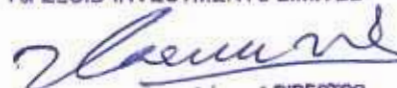
** - Includes 250 shares out of shares sold by Promoters in OFS which are not yet lodged for transfer by the transferee to the company

For ELCID INVESTMENTS LIMITED


DIRECTOR

(1)(a) STATEMENT SHOWING SHAREHOLDING PATTERN IN CLAUSE-35			
NAME OF THE COMPANY : Elcid Investments Ltd			
SCRIP CODE : 3681		Name of the Scrip :	
Class of Security:			
QUARTER ENDED:	30-Sep-13		
Partly paid-up shares	No of Partly paidup shares	As a % of total no. of partly paid-up shares	As a % of total no. of shares of the Company.
Held by promoter/promoter group	Nil	Nil	Nil
Held by Public	Nil	Nil	Nil
Total:	Nil	Nil	Nil
Outstanding convertible securities:	No. of outstanding securities	As a % of total no. of outstanding convertible securities.	As a % of total no. of shares of the Company assuming full conversion of the convertible securities
Held by promoter/promoter group	Nil	Nil	Nil
Held by Public	Nil	Nil	Nil
Total:	Nil	Nil	Nil
Warrants:	No. of warrants	As a % of total no. of warrants	As a % of total no. of shares of the Company, assuming full conversion of warrants
Held by promoter/promoter group	Nil	Nil	Nil
Held by Public	Nil	Nil	Nil
Total:	Nil	Nil	Nil
Total paid-up capital of the Company, assuming full conversion of warrants and convertible securities	2,00,000 equity shares of Rs.10/- each = Rs. 20 Lacs		

For ELCID INVESTMENTS LIMITED


DIRECTOR

Name of the Company

: Elcid Investments Limited

Scrip : 503681

Quarter ended :

September 30, 2013

Code

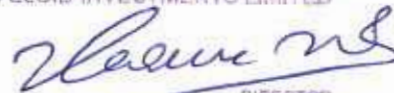
(1) (b) Statement showing Shareholding of persons belonging to the Category "Promoter and Promoter Group"

58600

Sr. No.	Name of the Shareholder	Total shares held		Shares pledged or otherwise encumbered		
		Number	As a percentage of Grand Total (A)+(B)+(C)	Number	As a percentage	As a percentage of Grand Total (A+B+C) of sub-clause (I)(a)
(i)	(ii)	(iii)	(iv)	(v)	(vi)= (v)/(iii)*100	(vii)
01	AMAR A VAKIL *	70250	35.125	0	0	0
02	ASHA A GUJARATHI	6200	3.100	0	0	0
03	DIPIKA A VAKIL	30300	15.150	0	0	0
04	✓ ABHAY A VAKIL (VEENABEN ESTATE)	3100	1.550	0	0	0
05	✓ ABHAY A VAKIL	150	0.075	0	0	0
06	AMRITA A VAKIL	12150	6.075	0	0	0
07	VARUN A VAKIL	27550	13.775	0	0	0
08	✓ NEHAL A VAKIL	50	0.025	0	0	0
	Total	149750	74.875	0	0	0

* - Excludes 250 shares out of shares sold by Promoters in OFS which are not yet lodged for transfer by the transferee to the company

For ELCID INVESTMENTS LIMITED



 DIRECTOR

**(I)(c) Statement showing Shareholding of persons belonging to the category
"Public" and holding more than 1% of the total number of shares**

Sr. No.	Name of the shareholder	Number of shares	Shares as a percentage of total number of shares (i.e., Grand Total (A)+(B)+(C) indicated in Statement at para (I)(a) above}
1	RAJESH V NANAVATI	3900	1.95%
2	NADIR J VAKIL	16000	8.00%
3			
4			
5			
6			
7			
8			
9			
10			
TOTAL			

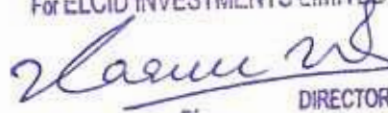
For ELCID INVESTMENTS LIMITED


DIRECTOR

(D)(d) Statement showing details of locked-in shares

Sl. No.	Name of the shareholder	Number of locked-in shares	Locked-in shares as a percentage of total number of shares {i.e., Grand Total (A)+(B)+(C) indicated in Statement at para (I)(a) above}
1			
2			
3			
4		NIL	
5			
6			
7			
8			
9			
TOTAL			

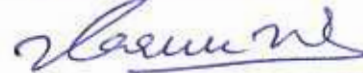
For ELCID INVESTMENTS LIMITED


DIRECTOR

(II)(a) Statement showing details of Depository Receipts (DRs)

Sr. No.	Type of outstanding DR (ADRs, GDRs, SDRs, etc.)	Number of outstanding DRs	Number of shares underlying outstanding DRs	Shares underlying outstanding DRs as a percentage of total number of shares {i.e., Grand Total (A)+(B)+(C) indicated in Statement at para (I)(a) above}
1				
2				
3				
4			NIL	
5				
6				
7				
8				
9				
TOTAL				

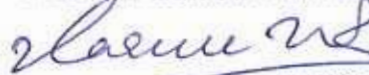
For ELCID INVESTMENTS LIMITED


DIRECTOR

(II)(b) Statement showing Holding of Depository Receipts (DRs), where underlying shares are in excess of 1% of the total number of shares

Sr. No.	Name of the DR Holder	Type of outstanding DR (ADRs, GDRs, SDRs, etc.)	Number of shares underlying outstanding DRs	Shares underlying outstanding DRs as a percentage of total number of shares {i.e., Grand Total (A)+(B)+(C) indicated in Statement at para (I)(a) above}
1				
2				
3				
4			NIL	
5				
6				
7				
8				
9				
TOTAL				

For ELCID INVESTMENTS LIMITED


 DIRECTOR

(I)(c)(ii) Statement showing holding of securities (including shares, warrants, convertible securities) of persons (together with PAC) belonging to the category "Public" and holding more than 5% of the total number of shares of the company

Sr. No.	Name(s) of the shareholder(s) and the Persons Acting in Concert (PAC) with them	Number of shares	Shares as a percentage of total number of shares (i.e., Grand Total)	Details of warrants		Details of convertible securities		Total shares (including underlying shares assuming full)
				Number of warrants	As a % total number of warrants of	Number of convertible securities	% w.r.t total number of	
1	NADIR J VAKIL	16000	8.00	0	0	0	0	0
TOTAL		16000	8.00	0	0	0	0	0

For ELCID INVESTMENTS LIMITED

Nadim
DIRECTOR